SNATCH *rummy*

SNATCH RUMMY NEWS | October 17, 2026

Learn It. Share It. Play It.

A new game is easier to bring to the table when everyone has a place to start.

LEARN



Explore the tutorial

TRY



Practice with bots

PLAY

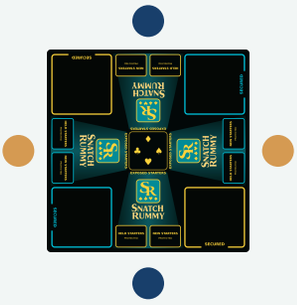

Bring friends together

Learn by seeing the game

You do not need to memorize every rule before your first hand. The updated tutorial gives you a place to see how the turn works, where starters move, and what makes an exposed starter an opportunity.

Start with the rhythm: draw, play, discard. Then explore completing your partner’s starter, snatching an exposed one, and using a Secret Pass. Return to an example whenever a question comes up.

Try a match at your own pace

The tutorial links to a practice match with bots. Make a decision, see what happens, and begin connecting the examples to an actual hand. You can learn without first organizing four people for game night.

Share the starting point

Know someone who might enjoy Snatch Rummy? Send the tutorial. Give them a chance to look around and try a match before asking them to join your table. A shared starting point makes the first conversation easier.

Bring it to your table

When you are ready, invite friends to an online table or gather around a real one. Online hosting requires game access. At a physical table, an ordinary deck and a few coins or trinkets are enough; the branded accessories are optional.

The tutorial supports that first game. It does not have to replace the person across the table who says, “Let me show you.”

Learn a little. Try a hand. Share it with someone you want at your table.

Start here. Share this link.
snatchrummy.com/tutorial